

## Monthly Fact Sheet October 2022

Performance <sup>1</sup>	Quarter %	6 months %	1 year %	3 years % p.a	5 years % p.a	Inception % p.a <sup>2</sup>
Fund return (net)	1.7	5.5	-4.5	11.9	12.5	12.2
MSCI World Net Total Return Index (AUD) <sup>3</sup>	1.7	2.1	-4.2	8.8	10.3	10.4
Excess return <sup>4</sup>	0.1	3.3	-0.2	3.2	2.2	1.8

### Fund facts

<b>Portfolio managers</b>	Jonas Palmqvist, Jeff Thomson, Trent Masters, Mary Manning, Chris Willcocks.
<b>APIR code</b>	HOW0164AU
<b>Inception date</b>	21 December 2015
<b>Investment objective</b>	To outperform the MSCI World Net Index (AUD).
<b>Management fee</b>	0.75% p.a.
<b>Performance fee</b>	10% of the excess return of the Fund above the Performance Benchmark (MSCI World Net Return Index (AUD)) and only paid if performance is above the Performance Hurdle (Reserve Bank of Australia cash rate target). Any negative or unpaid performance is carried forward to the next period. <sup>1</sup>
<b>Buy/sell spread</b>	+0.25% / -0.25%
<b>Fund size</b>	\$316m
<b>Distributions</b>	Annually at 30 June
<b>Min. Investment</b>	\$10,000
<b>Max. cash position</b>	20%

### Fund features

**Concentrated:** A long only, concentrated portfolio of 25-40 of our best ideas, highly diversified across sectors and regions. A truly global fund consistently exposed to powerful trends reshaping our world.

**Discipline:** A disciplined process finding quality businesses with strong earnings that are under appreciated by the market. This approach used across all Alphinity strategies has proven successful through different market cycles.

**Talent:** A united and deeply experienced team of global portfolio managers each with an average of 22 years of financial experience.

**Aligned:** Alphinity Investment Management is a boutique firm, strongly aligned with its clients' investment objectives and focused solely on growing clients' wealth.

### Top 10 positions

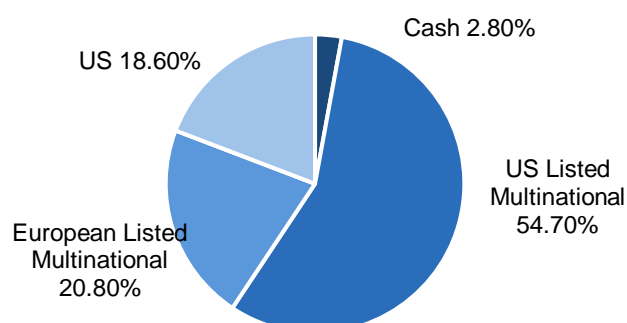
Company	Sector	%
LVMH Moët Henne	Consumer Disc	6.3
Keysight	Info. Technology	5.4
Chubb	Financials	5.1
UnitedHealth Group	Health Care	5.1
Danaher	Health Care	4.8
NextEra Energy	Utilities	4.8
PepsiCo	Consumer Staples	4.4
McDonalds	Consumer Disc	4.1
Waste Connections	Industrials	4.0
Zoetis	Health Care	3.4
<b>Total</b>		<b>47.4</b>

Data Source: Fidante Partners Limited, 31 October 2022

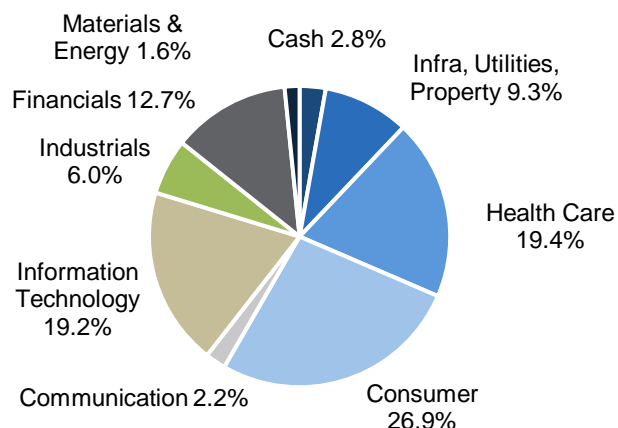
<sup>1</sup> Returns are calculated after fees have been deducted and assume distributions have been reinvested. No allowance is made for tax when calculating these figures.

<sup>2</sup> The inception date for the Fund is 21 December 2015

### Geographical exposure

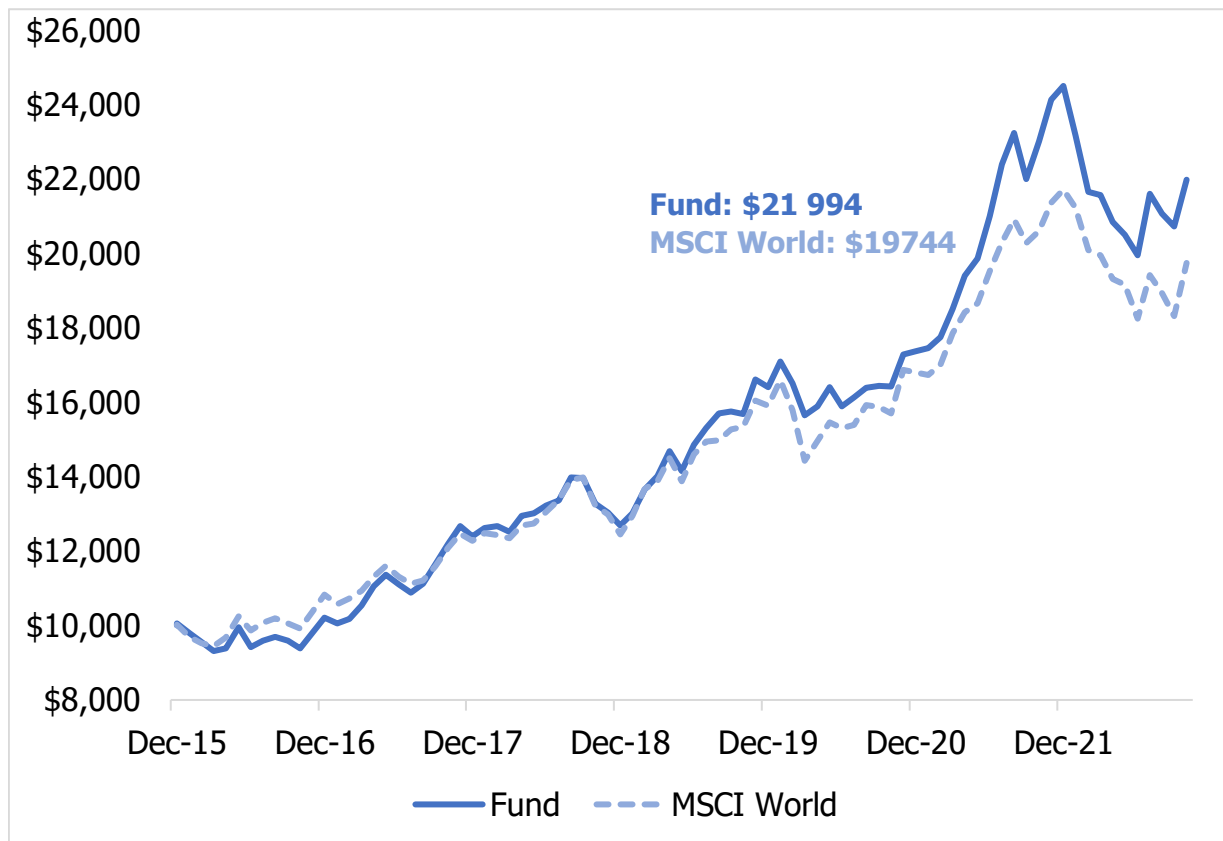


### Sector exposure



<sup>3</sup> From 21 December 2015 to 31 March 2019, the Benchmark was the MSCI World Equity ex Australia (Net) Index. The current index is effective

## Growth of \$10,000 (net of fees)



For further information, please contact:

Fidante Partners Investor Services | p: 13 51 53 | e: [info@fidante.com.au](mailto:info@fidante.com.au) | w: [www.fidante.com.au](http://www.fidante.com.au)

This material has been prepared by Alphinity Investment Management Limited (ABN 94 002 835 592, AFSL 234668) Alphinity, the investment manager of the Alphinity Global Equity Fund. Fidante Partners Limited ABN 94 002 835 592 AFSL 234668 (Fidante) is a member of the Challenger Limited group of companies (**Challenger Group**) and is the responsible entity of the Fund. Other than information which is identified as sourced from Fidante in relation to the Fund, Fidante is not responsible for the information in this material, including any statements of opinion. It is general information only and is not intended to provide you with financial advice or take into account your objectives, financial situation or needs. You should consider, with a financial adviser, whether the information is suitable to your circumstances. The Fund's Target Market Determination and Product Disclosure Statement (PDS) available at [www.fidante.com](http://www.fidante.com) should be considered before making a decision about whether to buy or hold units in the Fund. To the extent permitted by law, no liability is accepted for any loss or damage as a result of any reliance on this information. Past performance is not a reliable indicator of future performance. Alphinity and Fidante have entered into arrangements in connection with the distribution and administration of financial products to which this material relates. In connection with those arrangements, Alphinity and Fidante may receive remuneration or other benefits in respect of financial services provided by the parties. Fidante is not an authorised deposit-taking institution (ADI) for the purpose of the *Banking Act 1959* (Cth), and its obligations do not represent deposits or liabilities of an ADI in the Challenger Group (**Challenger ADI**) and no Challenger ADI provides a guarantee or otherwise provides assurance in respect of the obligations of Fidante. Investments in the Fund are subject to investment risk, including possible delays in repayment and loss of income or principal invested. Accordingly, the performance, the repayment of capital or any particular rate of return on your investments are not guaranteed by any member of the Challenger Group.