

Monthly Report February 2022

Performance ¹	3 months %	6 months %	1 year %	3 years % p.a	5 years % p.a	Inception % ²
Fund return (net)	-11.2	-7.8	-	-	-	9.6
MSCI World Net Total Return Index (AUD)	-5.9	-4.0	-	-	-	7.5
Excess return ³	-5.2	-3.9	-	-	-	2.2

Fund facts	
Portfolio managers	Jeff Thomson, Mary Manning, Jonas Palmqvist, Trent Masters.
APIR code	HOW1000AU
Inception date	3 June 2021
Investment objective	To outperform the MSCI World Net Index (AUD).
Management fee	1.00% p.a.
Performance fee	10% of the excess return of the Fund above the Performance Benchmark (MSCI World Net Return Index (AUD)) and only paid if performance is above the Performance Hurdle (Reserve Bank of Australia cash rate target). Any negative or unpaid performance is carried forward to the next period. ¹
Buy/sell spread	+0.25% / -0.25%
Fund size	\$27m
Distributions	Annually at 30 June
Min. Investment	\$10,000
Max. cash position	20%
Carbon Intensity (ave weighted)	26.9 (vs MSCI Benchmark 138.9)

Top 10 positions

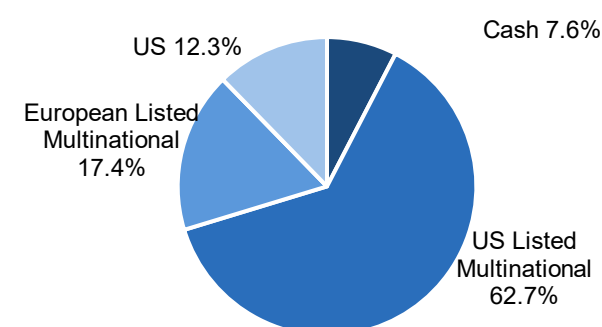
Company	Sector	%
Apple Inc	Info. Technology	7.8
Alphabet	Communication Services	7.5
Microsoft	Info. Technology	6.8
UnitedHealth Group Inc	Health Care	6.0
Danaher Corp	Health Care	5.0
Prologis Inc	Real Estate	4.5
Merck & Co	Health Care	3.7
ASML	Info. Technology	3.4
Mercedes-Benz	Consumer Disc	3.3
Schneider Electric	Industrials	3.2
Total		51.2

Data Source: Fidante Partners Limited, 28 February 2022

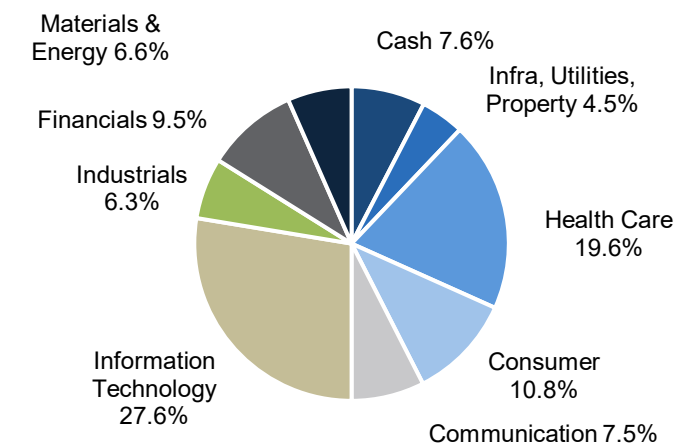
¹ Returns are calculated after fees have been deducted and assume distributions have been reinvested. No allowance is made for tax when calculating these figures. Past performance is not a reliable indicator of future performance.

Fund features
Sustainable: A long only, concentrated portfolio of 25-40 global companies with strong ESG practices that contribute towards at least one of the UN sustainable development goals. Diversified across sectors and regions.
Discipline: A disciplined process finding quality businesses with strong earnings that are under appreciated by the market. This approach has proven successful across different market cycles.
Talent: A united and deeply experienced team of global portfolio managers each with over 20 years in the industry.
Aligned: Alphinity Investment Management is a boutique firm, strongly aligned with its clients' investment objectives and focused solely on growing clients' wealth.

Geographical exposure



Sector exposure



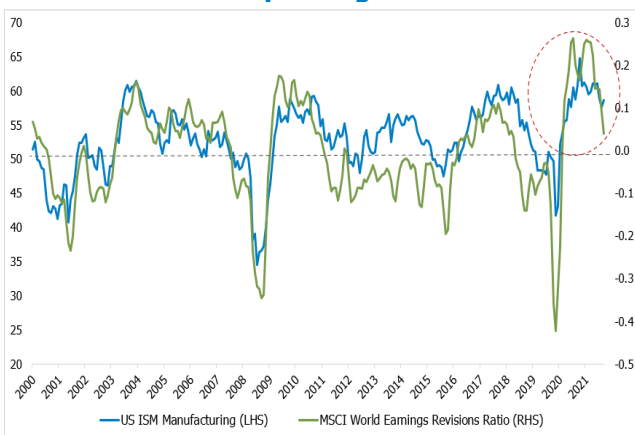
² The inception date for the Fund is 3 June 2021.

³ Numbers may not add due to rounding.

Portfolio comment and outlook

The overall market outlook has continued to deteriorate following the tragic Russian invasion of Ukraine, which creates significant risks of commodity supply shocks and accelerates the already ongoing global economic slowdown. Parallel to unpredictable geopolitics, the Federal Reserve is still signalling a hawkish pivot to a tighter monetary policy, adding to market uncertainty. Approaching the two-year mark of the global recovery, the financial markets environment looks set to be challenging and volatile in 2022.

MSCI World EPS Revision Breadth vs US ISM Manufacturing – Global Earnings cycle is peaking

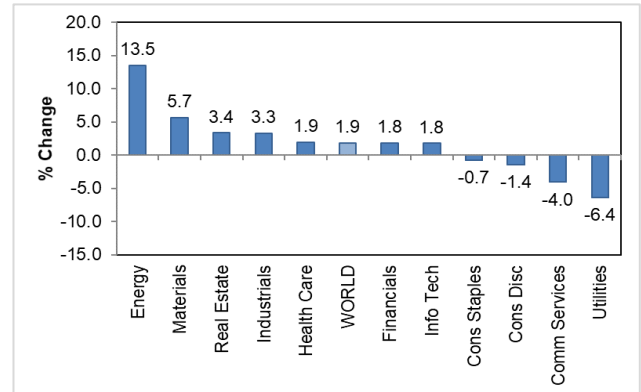


Source: Alphinity, Bloomberg, 28 February 2022

The fourth quarter reporting season was overall positive in terms of reported earnings, but it's clear that the extraordinary 'earnings beat' period of 2020-21 is behind us. Company guidance in the US was the weakest since 2019, and for the first time since this recovery started, we witnessed net earnings downgrades (-1.3%) by consensus for the next quarter. However, a majority of companies (and analysts) still reiterated full-year numbers, which added to a growing second-half skew for 2022. We believe downside risks to earnings are increasing across many parts of the market, especially as margin expectations are sitting well above previous records.

The relative sector leadership is more mixed than before, and differences between sectors have been shrinking. Cyclical have overall lost some momentum, growth sectors remain mostly positive but with big differences between individual stocks, and defensives have caught up with the market in aggregate after being clear laggards in 2020-21.

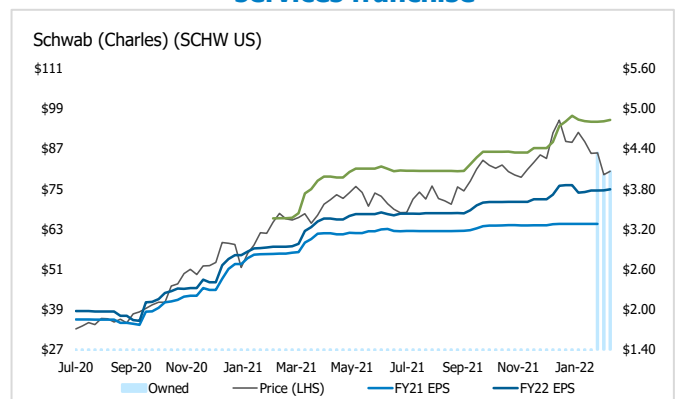
2022 3-Month Earnings Revisions – Energy & Materials the outliers



Source: Alphinity, Bloomberg, 1 March 2022

With a more negative cycle and lower future visibility, we believe stock selection and a relatively concentrated portfolio will be even more important for performance this year. Driven by our bottom-up convictions and changing views of earnings outlooks, our portfolio saw some continued change over the month. We sold out of positions in Erste Bank and ING on geopolitical risks and exited positions in Morgan Stanley, Recruit Holdings and Trane Technologies where earnings support has waned. On the other hand, we entered into new positions in high quality, speciality chemicals player, Sika, and leading financial service franchise, Charles Schwab, positively geared to higher rates driving earnings. We also added to our flagship defensive growth companies, such as Apple and Alphabet following solid 4Q21 results and seeing more earnings upgrades.

Charles Schwab – Rate positive global financial services franchise



Source: Alphinity, Bloomberg, 1 March 2022

In summary, the cocktail of a peaking earnings cycle, war, inflation and policy tightening have increased outlook risks for 2022. We continue to keep our minds open and look for stocks with the most reliable and misunderstood earnings outlooks.

For further information, please contact:

Fidante Partners Investor Services | p: 13 51 53 | e: info@fidante.com.au | w: www.fidante.com.au

This material has been prepared by Alphinity Investment Management Limited (ABN 94 002 835 592, AFSL 234668) Alphinity, the investment manager of the Alphinity Global Sustainable Equity Fund. Fidante Partners Limited ABN 94 002 835 592 AFSL 234668 (Fidante) is a member of the Challenger Limited group of companies (**Challenger Group**) and is the responsible entity of the Fund. Other than information which is identified as sourced from Fidante in relation to the Fund, Fidante is not responsible for the information in this material, including any statements of opinion. It is general information only and is not intended to provide you with financial advice or take into account your objectives, financial situation or needs. You should consider, with a financial adviser, whether the information is suitable to your circumstances. The Fund's Target Market Determination and Product Disclosure Statement (PDS) available at www.fidante.com should be considered before making a decision about whether to buy or hold units in the Fund. To the extent permitted by law, no liability is accepted for any loss or damage as a result of any reliance on this information. Past performance is not a reliable indicator of future performance. Alphinity and Fidante have entered into arrangements in connection with the distribution and administration of financial products to which this material relates. In connection with those arrangements, Alphinity and Fidante may receive remuneration or other benefits in respect of financial services provided by the parties. Fidante is not an authorised deposit-taking institution (ADI) for the purpose of the *Banking Act 1959* (Cth), and its obligations do not represent deposits or liabilities of an ADI in the Challenger Group (**Challenger ADI**) and no Challenger ADI provides a guarantee or otherwise provides assurance in respect of the obligations of Fidante. Investments in the Fund are subject to investment risk, including possible delays in repayment and loss of income or principal invested. Accordingly, the performance, the repayment of capital or any particular rate of return on your investments are not guaranteed by any member of the Challenger Group.